

SUBMIT FULL PAPER EASY GUIDE

NEW USER

1. Go to <http://seminar.uad.ac.id/index.php/ConFAST/user/register>
Fill your name, **username**, **password**, email address. **Make sure all**

The 2022 Conference on Fundamental and Applied Science for Advanced Technology (ConFAST 2022)

HOME ABOUT LOGIN REGISTER SEARCH CURRENT ARCHIVES

Home > User > Register

Register

Fill in this form to register with this site.

[Click here if you are already registered with this or another journal on this site.](#)

Profile

Username *
The username must contain only lowercase letters, numbers, and hyphens/underscores.

Password *
The password must be at least 6 characters.

Repeat password *

Mailing Address

Country

Bio Statement (E.g., department and rank)

Confirmation Send me a confirmation email including my username and password

Register as Reader: Notified by email on publication of an issue of the journal.
 Author: Able to submit items to the journal.
 Reviewer: Willing to conduct peer review of submissions to the site.
Identify reviewing interests (substantive areas and research methods):

* Denotes required field

Privacy Statement

The names and email addresses entered in this journal site will be used exclusively for the stated purposes of this journal and will not be made available for any other purpose or to any other party.

OPEN JOURNAL SYSTEMS

Journal Help

USER

Username

Password

Remember me

NOTIFICATIONS

Register as

Reader: Notified by email on publication of an issue of the journal.

Author: Able to submit items to the journal.

Reviewer: Willing to conduct peer review of submissions to the site.

Identify reviewing interests (substantive areas and research methods):

Register

Cancel

DON'T FORGET to checklist the **Register as AUTHOR**. Then, click **REGISTER**.

2. Login using USERNAME and PASSWORD you created.

In the website, click **LOGIN** or go to

<http://seminar.uad.ac.id/index.php/ConFAST/login>

Fill the **username** and **password**, and click **Login**.

PKP Login

seminar.uad.ac.id/index.php/ConFAST/login

The 2022 Conference on Fundamental and Applied Science for Advanced Technology (ConFAST 2022)

HOME ABOUT LOGIN REGISTER SEARCH CURRENT ARCHIVES

Home > Login

Login

Username

Password

Remember my username and password

Login

• Not a user? Register with this site

• Forgot your password?

OPEN JOURNAL SYSTEMS

Journal Help

USER

Username

Password

Remember me

Login

- Submit your full paper
After login, you will see:

- Click **NEW SUBMISSION**

User Home

The 2022 Conference on Fundamental and Applied Science for Advanced Technology (ConFAST 2022)

Author

0 Active

0 Archive

[\[New Submission\]](#)

STEP 1 Check list all item

Encountering difficulties? Contact [Joko Purwadi](#) for assistance.

Submission Checklist

Indicate that this submission is ready to be considered by this journal by checking off the following (comments to the editor can be added below).

- The submission has not been previously published, nor is it before another journal for consideration (or an explanation has been provided in Comments to the Editor).
- The submission file is in OpenOffice, Microsoft Word, RTF, or WordPerfect document file format.
- Where available, URLs for the references have been provided.
- The text is single-spaced; uses a 12-point font; employs italics, rather than underlining (except with URL addresses); and all illustrations, figures, and tables are placed within the text at the appropriate points, rather than at the end.
- The text adheres to the stylistic and bibliographic requirements outlined in the [Author Guidelines](#), which is found in [About the Journal](#).
- If submitting to a peer-reviewed section of the journal, the instructions in [Ensuring a Blind Review](#) have been followed.

Journal's Privacy Statement

The names and email addresses entered in this journal site will be used exclusively for the stated purposes of this journal and will not be made available for any other purpose or to any other party.

Comments for the Editor

Enter text (optional)

* Denotes required field

U-SEK
You are logged in as...
iksan

My Journals
My Profile
Log Out

NOTIFICATIONS
View
Manage

JOURNAL CONTENT
Search
Search Scope
All
Search

Browse
By Issue
By Author
By Title
Other Journals

FONT SIZE

INFORMATION
For Readers
For Authors
For Librarians

Click **SAVE AND CONTINUE**

b. STEP 2 UPLOAD FULL PAPER FILE

3. Click Open on the Choose File window, which places the name of the file on this page.
4. Click Upload on this page, which uploads the file from the computer to the journal's web site and renames it following the journal's conventions.
5. Once the submission is uploaded, click Save and Continue.

Encountering difficulties? Contact [Joko Purwadi](#) for assistance.

Submission File
No submission file uploaded.

seminar.uad.ac.id

Are you sure you wish to continue without uploading a submission file?

OK Cancel

Click OK.

c. STEP 3 ENTRY AUTHORS, TITLE, and ABSTRACT (it is a MUST)

Step 3. Entering the Submission's Metadata

1. START 2. UPLOAD SUBMISSION 3. ENTER METADATA 4. UPLOAD SUPPLEMENTARY FILES 5. CONFIRMATION

Authors

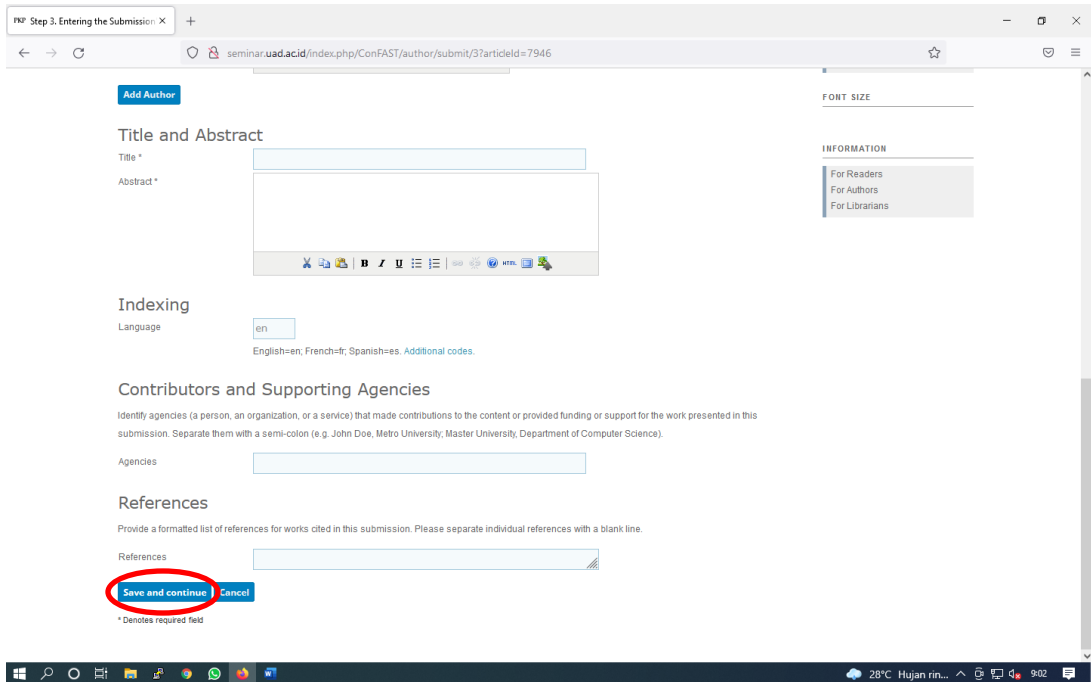
First Name * iksan
Middle Name nur
Last Name * hidayat
Email * iksan.hidayat@staff.uad.ac.id
ORCID ID
ORCID IDs can only be assigned by the ORCID Registry. You must conform to their standards for expressing ORCID IDs, and include the full URI (e.g. <http://orcid.org/0000-0002-1825-0097>).

URL
Affiliation (Your institution, e.g. "Simon Fraser University")
Country
Bio Statement (E.g., department and rank)

Add Author

OPEN JOURNAL SYSTEMS
Journal Help
USER
You are logged in as... iksan
My Journals
My Profile
Log Out
NOTIFICATIONS
View
Manage
JOURNAL CONTENT
Search
Search Scope
All
Search
Browse
By Issue
By Author
By Title
Other Journals
FONT SIZE

Click ADD AUTHOR to add your colleagues name (if any).



After entering the title and abstract, Click **SAVE AND CONTINUE**.

d. STEP 4 Upload Supplementary Files, **SKIP THIS STEP, JUST CLICK SAVE AND CONTINUE**

Step 4. Uploading Supplementary Files

1. START 2. UPLOAD SUBMISSION 3. ENTER METADATA 4. UPLOAD SUPPLEMENTARY FILES 5. CONFIRMATION

This optional step allows Supplementary Files to be added to a submission. The files, which can be in any format, might include (a) research instruments, (b) data sets, which comply with the terms of the study's research ethics review, (c) sources that otherwise would be unavailable to readers, (d) figures and tables that cannot be integrated into the text itself, or other materials that add to the contribution of the work.

ID	TITLE	ORIGINAL FILE NAME	DATE UPLOADED	ACTION
----	-------	--------------------	---------------	--------

No supplementary files have been added to this submission.

Upload supplementary file

Choose File No file chosen

Upload

Save and continue Cancel

e. STEP 5 Click FINISH SUBMISSION

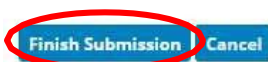
Step 5. Confirming the Submission

1. START 2. UPLOAD SUBMISSION 3. ENTER METADATA 4. UPLOAD SUPPLEMENTARY FILES 5. CONFIRMATION

To submit your manuscript to Ahmad Dahlan International Conference on Mathematics and Mathematics Education click Finish Submission. The submission's principal contact will receive an acknowledgement by email and will be able to view the submission's progress through the editorial process by logging in to the journal web site. Thank you for your interest in publishing with Ahmad Dahlan International Conference on Mathematics and Mathematics Education.

File Summary

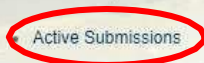
ID	ORIGINAL FILE NAME	TYPE	FILE SIZE	DATE UPLOADED
<i>No files have been attached to this submission.</i>				



Then, click Active Submission.

Active Submissions

Submission complete. Thank you for your interest in publishing with Ahmad Dahlan International Conference on Mathematics and Mathematics Education.



Here we go, your paper ID appears on the left.

Active Submissions

ACTIVE ARCHIVE

ID	MM-DD	SUBMIT	SEC	AUTHORS	TITLE	STATUS
2430	0-01	ART	Istiandaru	IMPLEMENTATION OF EDUPRENEURSHIP THROUGH THE TEACHING...	Awaiting assignment	

1 - 1 of 1 Items

DONE